

Discover the Implementation Science Behind SpringMath

Adopting a new program can be a significant undertaking. Research shows that poorly implemented new adoptions typically fail. Gaining buy-in from stakeholders, having consistent feedback loops, and ensuring robust support are examples of how implementation science is baked into SpringMath.

Support for systemwide buy-in

- Training, including research findings and the [Theory of Change](#), for all relevant staff members
- Training materials and presentations that district leaders can use to train staff
- Targeted [communications, testimonials, and outcome findings](#) that can be shared with staff
- Consistent training program — from discovery to implementation
- OnBoarding Advantage® provides multiple points of contact as part of our active, ongoing training program
- OnGoing Advantage® provides coaching, prompts, and reminders, as well as data reviews and collaboration with leadership to ensure proper implementation
- Coaching Advantage® provides the opportunity for coaching your staff and active problem-solving of any implementation issues



OnBoarding Advantage®

A strong start for customers confident they have the resources and expertise to implement SpringMath with fidelity.



OnGoing Advantage®

Data consultation and support throughout the school year for customers who want to ensure a robust implementation and strong outcomes.

High-touch consultation with month-by-month support for customers who want to pilot or phase-in SpringMath and/or supplement their coaching resources.

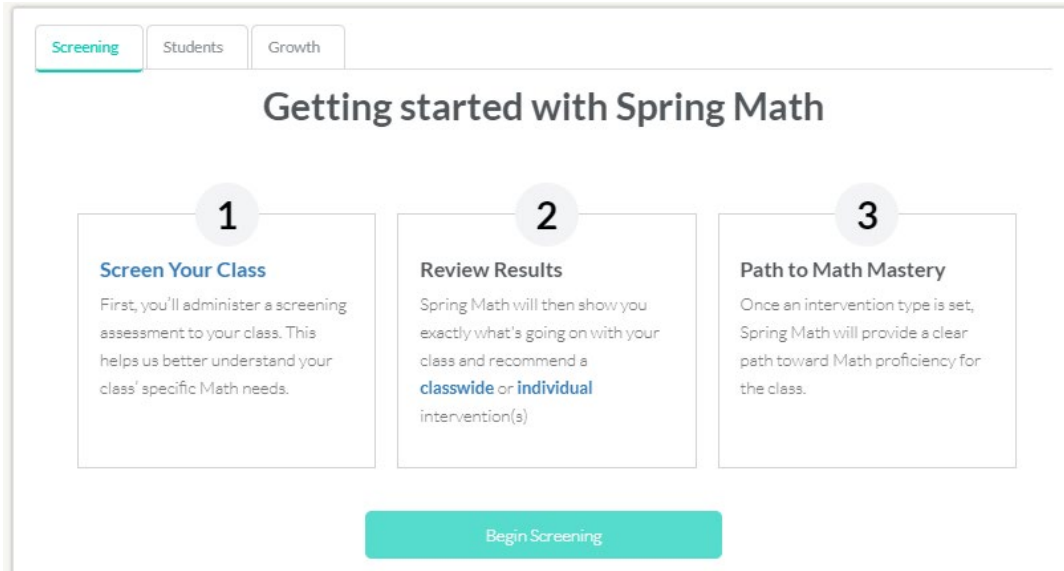


Coaching Advantage®

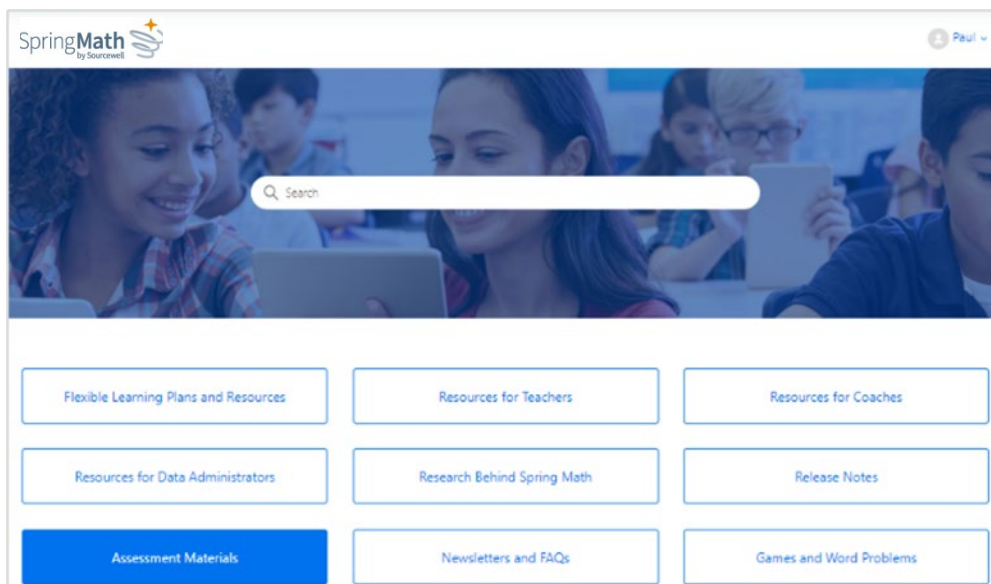
Most extensive level of support adds on-site, in-classroom observation and coaching.

Built-in antecedent features

- Simple user interface that directs teacher and coach actions

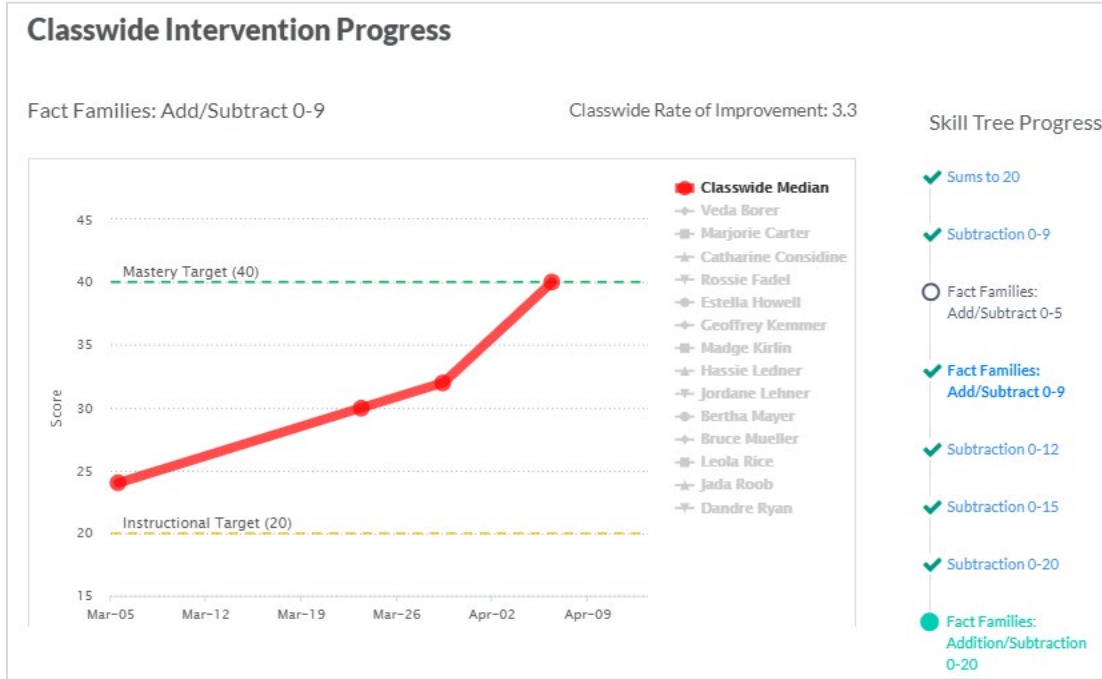


- All materials are generated and provided in [printable packets](#) (you never have to go outside of the computer to be ready to use the intervention)
- Automated assessment interpretation with recommended action
- Scripted assessment directions and scripted intervention materials
- All practice problems and conceptual understanding activities are provided when needed in [printable packets](#)
- Extensive support portal provides how-to documents, videos, webinars, checklists, and assessment and intervention materials



Built-in feedback features

- Automated summary reports showing daily and weekly growth at the grade, class, and student level



- Automated data interpretation with recommended actions for troubleshooting and celebrating successes

• **Lynn Johnson, Grade 1** : Progress is fantastic. This class is progressing at 1.9 weeks per skill. We'd recommend asking this teacher what's working and if they have any tips for others!

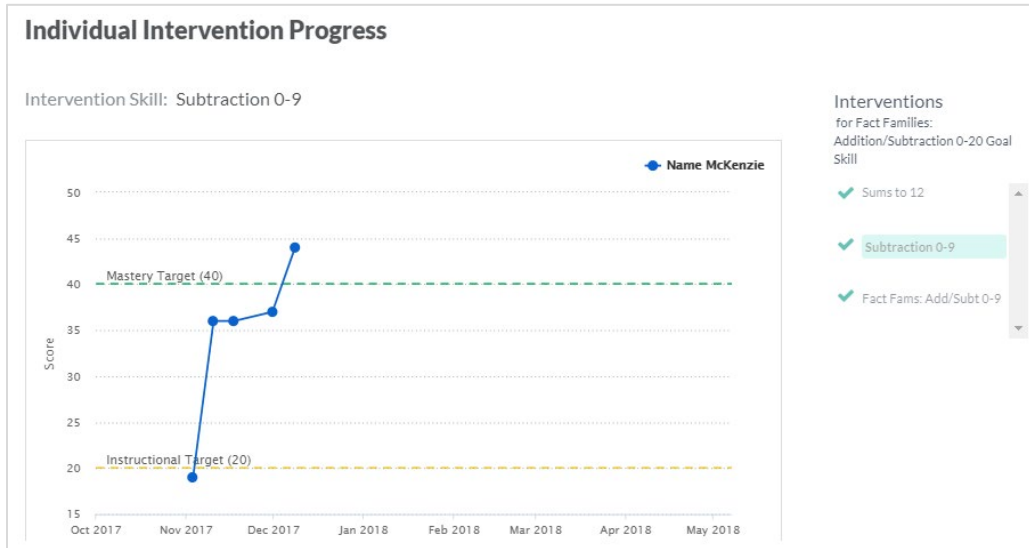
- Coach, administrator, and teacher dashboards that are designed to promote collaborative data team meetings and problem-solving

Classwide Interventions

Teacher (Group)	Total Students in Interventions	Most Recent Score Entry	Intervention Progress	Intervention Consistency	Average Weeks Per Skill	Calculations As Of Date
User3 D. (Group 02#13 (CourseId-SectionId))	17	05/18/2018	Intervention Skill 10 of 16	88% 15 of 17 weeks with scores	1.7	01/12/2018 x
User3 D. (Group 02#9 (CourseId-SectionId))	16	05/22/2018	Intervention Skill 12 of 16	79% 15 of 19 weeks with scores	1.6	02/15/2018 x
User3 D. (Group 02#14 (CourseId-SectionId))	0	04/19/2018	Classwide interventions complete. Excellent!			

Ongoing performance management

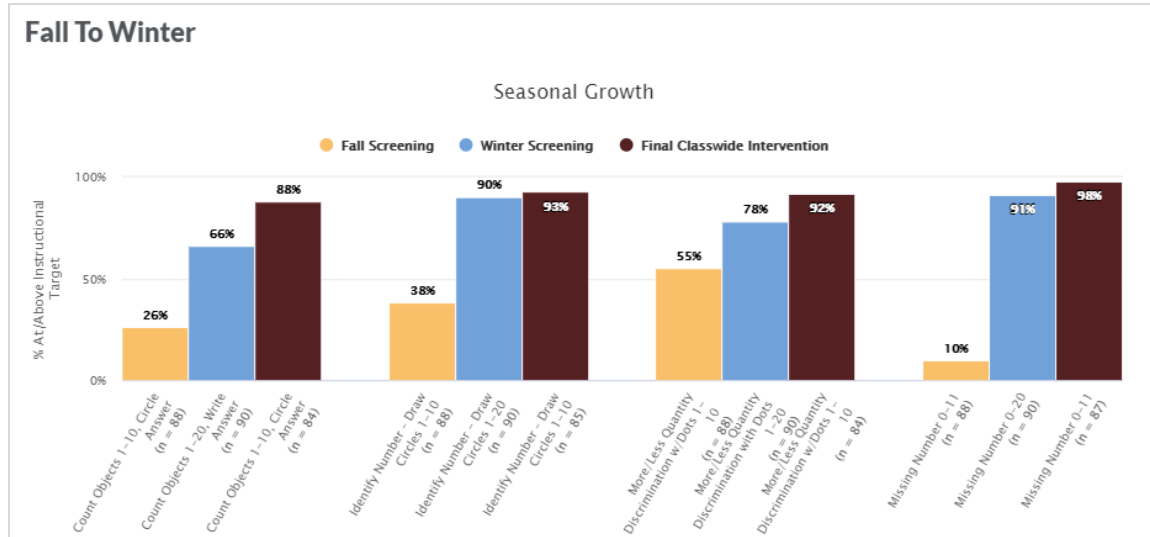
- Weekly measures of student results — including average weeks per skill and intervention progress — provide coaches and teachers real-time feedback about their progress



- Intervention use is reported in tandem with results along with alerts in order to provide coaches information about when and how teachers are using SpringMath
- Once an issue has been identified, implementation checklists and problem-solving guides help coaches identify and correct problems

SpringMath Fidelity			
Overarching			
Question	Yes/No?		Notes
Is the intervention occurring consistently every day?	Yes	No	
Is the intervention taking approximately 12-15 minutes?	Yes	No	
Guided Practice			
Is the player talking aloud while they are solving the problem?	Yes	No	
Is the coach providing high quality feedback by:			
1. Stopping the player if s/he makes a mistake?	Yes	No	
2. Providing a hint/strategy (but not the answer)?	Yes	No	
3. Teaching the student how to solve the problem and not just giving the answer (when needed)?	Yes	No	
Is the Guided Practice 6 minutes total, with 3 minutes for each student to be the player?	Yes	No	
Is the teacher floating among students to ensure high quality feedback is occurring?	Yes	No	
Timed Trial			
Is the timed trial occurring for the appropriate amount of time?	Yes	No	
Is the teacher floating among the students to ensure each is engaged for the entire time?	Yes	No	
Are the students completing the timed trial independently?	Yes	No	
Error Correction			
Is the error correction occurring, where students are correcting their own mistakes on the independent timed trial?	Yes	No	
Are students engaging in high quality error correction by explaining the strategy they used to solve the problem with their buddy?	Yes	No	
Motivation			
Is the teacher providing a reinforcer based on group performance?	Yes	No	
Does the reinforcer successfully motivate the students?	Yes	No	

- In addition to weekly progress updates, SpringMath provides seasonal progress data and an annual program evaluation



- Coaching and problem solving for your team can be provided at any step

SpringMath provides you with resources and supports at every step of your journey and will work with you to ensure a successful, long-term implementation. This is the Sourcewell Technology Advantage®.

SpringMath is exclusively provided by Sourcewell Technology, a division of Sourcewell. Sourcewell is a self-funded government organization that partners with education, government, and nonprofits to boost student and community success.